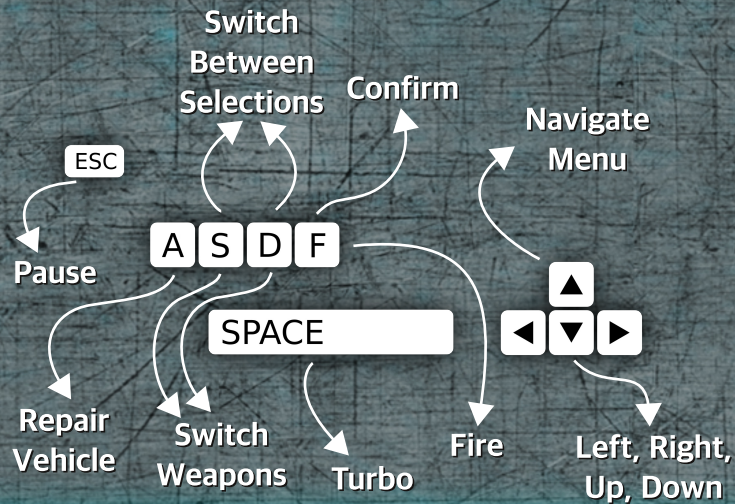


CONTROLS



CARS



Ride a range of various cars into battles against the

robots. Vehicles have different properties, behavior, and durability. Damage level is shown on the hit bar. If your car is harmed, it can be fixed for gears. If your vehicle


is equipped with a flying device, it is possible to shoot aerial robots and go over some obstacles.

Flying bar fills up automatically.

When you destroy robots your car's turbo bar fills up, and once activated it makes your ride invulnerable and lightning fast!



POWER-UPS




Shield protects your car from damages for a short period. It can be collected on the road.




Invisibility allows you to pass through robots and obstacles safely for a short period of time. It can be collected on the road.

WEAPONS

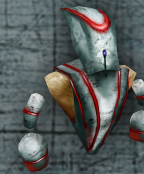


Use weapons to shoot robots and earn gears. Each firearm is unique, which allows you to destroy robots in a

variety of ways, but remember that weapons have reload/recharge time. You can get new equipment in the garage under section "Addons".



ENEMIES



Destroy as many robots as you can by using weapons and power-ups or by crashing into them with your car! Remember that there are two types of enemies —

ground robots and flying robots. Crushing aerial enemies will give you more gears, but it requires a flying device addon or a special weapon.



OBSTACLES



Avoid obstacles, because crashing into them without proper protection will damage your car! There are several ways of breaking the obstacles, for example, with a shield, a turbo boost or by launching robots into them.

GEARS



Gears are essential to making progress throughout the game. Use gears to buy new cars, weapons, upgrade power-ups or fix a damaged vehicle.